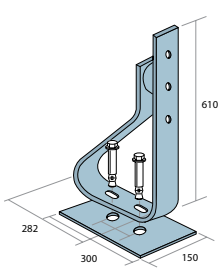
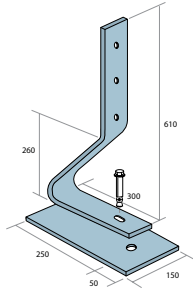


# Technical Drawings

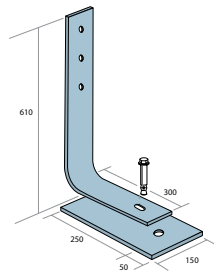
## Spring Steel Buffers



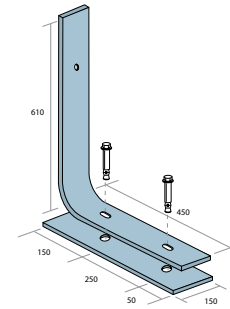
GH Type 76 x 10mm



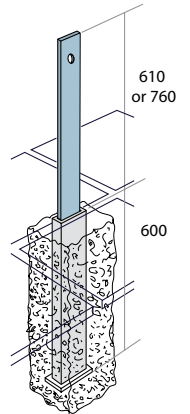
RB1X Type 100 x 14.3mm  
foot length 300mm  
Also available 76 x 12.7mm  
foot length 200mm



RB1 Type 100 x 14.3mm  
foot length 300mm  
Also available 76 x 12.7mm  
foot length 200mm  
Centre Hole fixing version  
also available'

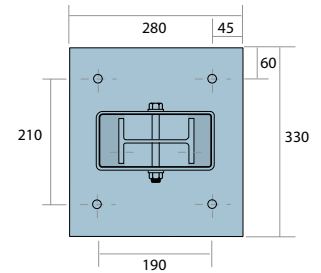
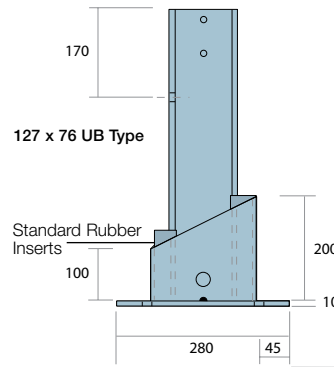
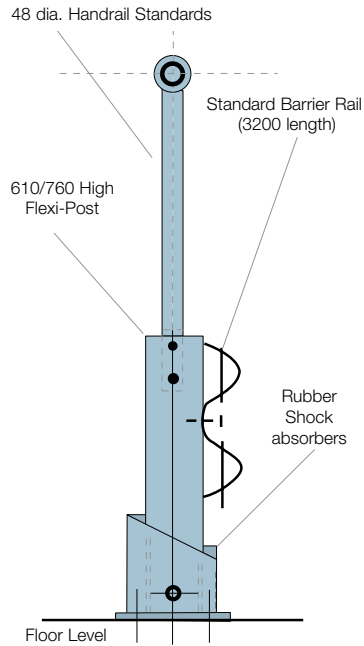


HDB Type 100 x 20mm



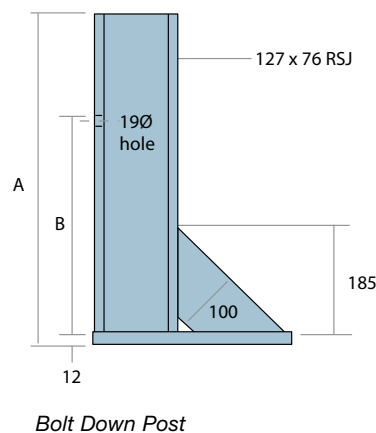
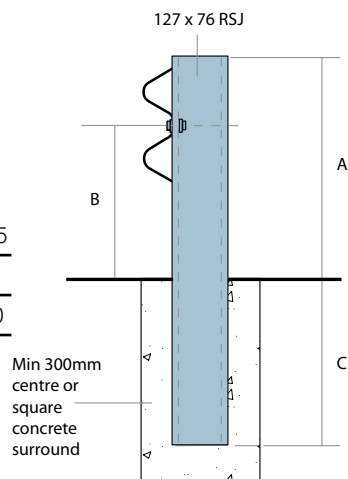
Planted Post Buffer  
complete with Sheath  
76 x 12.7mm

## Flexi-Post



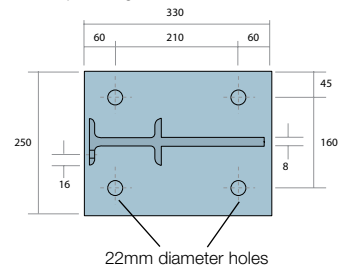
## Rigid Posts

P 224 Type 3/1.1			P 224 Type 3/1.5		
A	B	C	A	B	C
600	430	500	800	630	700



P 224 Type 1*		P 224 Type 2	
A	B	A	B
610	440	760	570

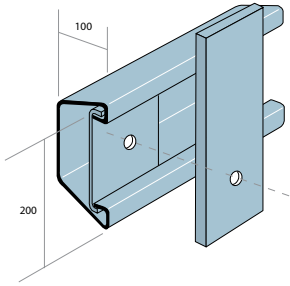
\*Car park height



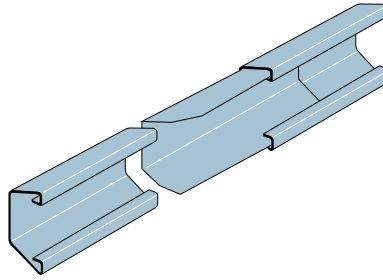
# Technical Drawings

## Berry Beam

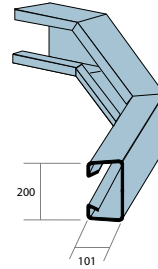
3mm Galvanised Mild Steel. Available in 3000mm lengths.



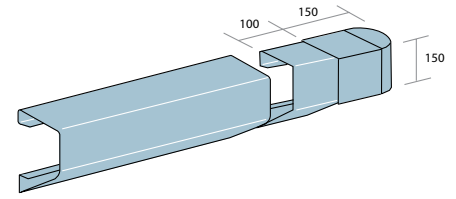
3mm wall thickness, available in 3000mm lengths



Connecting Spigot



External Corner

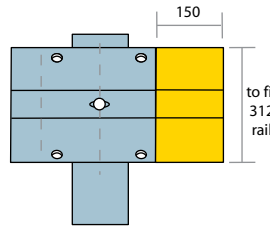
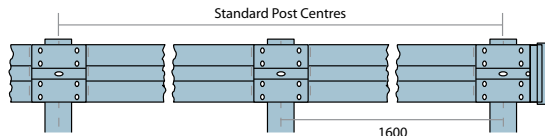
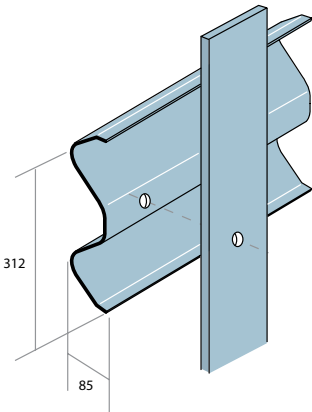


Round End Terminal

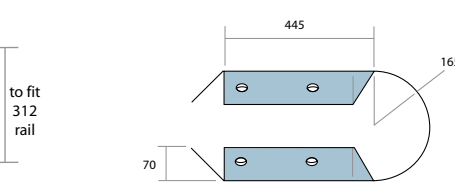
## Barrier Rail

3mm Galvanised Mild Steel. Available in 3200mm and 1600mm\* effective lengths.

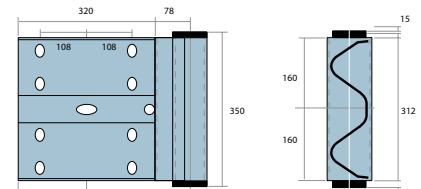
\*1600mm length can be 'adjusted' to account for small changes in floor angle.



Plastic End Cap



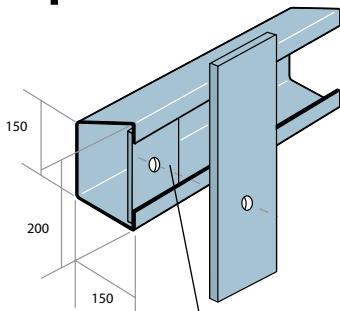
Bullnose End



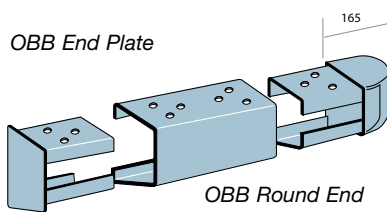
Pedestrian Terminal End

## Open Box Beam

5mm Galvanised Mild Steel. Available in 4800mm or 2400mm lengths.

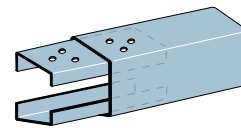


Clamp Plate

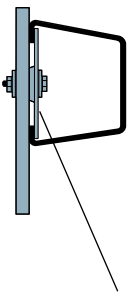


OBB End Plate

OBB Round End

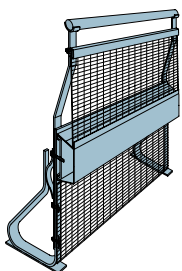


Fishplate Connectors x 2

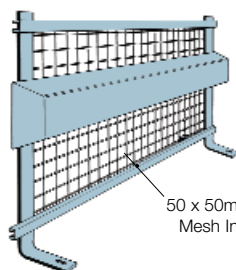


Clamp Plate

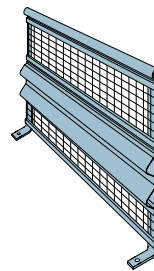
## Typical Combination Solutions



Typical Perimeter System



Typical Split Level Protection



Typical Ramp System



Handrail Extension